

HOW TO: MEASURE FURNITURE FOR YOUR HOME

You've found furniture that fits your style perfectly. Now you need check that it fits your home perfectly too. Here's a quick guide to help you avoid common measuring mishaps:

Step 1: Space Planning

A room looks and functions best when furniture is proportionate to the space. If you see something you like in our online store, refer to the "Overview" tab listed on that product page to confirm furniture dimensions (width, height and depth).

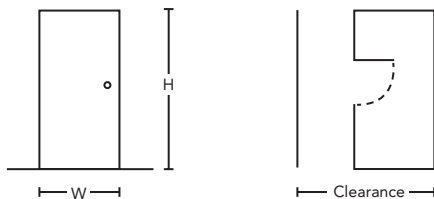
If you work well on paper, measure and draw a scaled floor plan of your room. Block out different sized furnishings on the plan to get a feel for what configurations and sizes will fit best.

Or, if you work better in three dimensions, clear the room of all furniture and tape outlines of each piece you want to arrange in the newly designed space.

Step 2: Measure Entry Points

In addition to checking that furniture will fit inside the room, you also need to confirm that it will fit through every entry point. Determine the path your new furniture will take from the delivery truck to its intended destination inside of your home or apartment, and measure the height and width of every doorway, wall opening, hallway, staircase, and elevator door.

It's also important to measure the clearance length beyond each entry point.

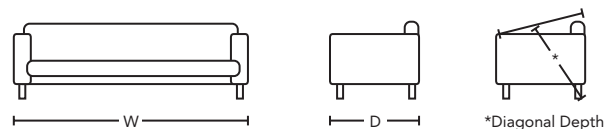


Step 3: Check for Obstacles

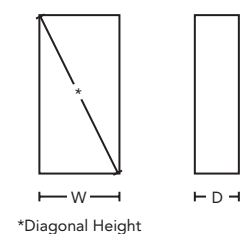
It is a good idea to note decorative and architectural details that could get in the way of moving the furniture through your home. This includes ceiling and light fixtures, moldings, bulkheads, stair banisters, interior walls, and turning radii.

Step 4: Measure Furniture + Confirm the Fit

For sofas and other upholstery products, measure the item's width and diagonal depth. The width must be less than the height of each entry point, as well as less than the clearance length beyond each doorway. The diagonal depth must be less than the width of each entry point.



For other furniture products such as shelving, bookcases, entertainment units and other storage pieces, measure the diagonal height and depth. The diagonal height must be less than the height of each entry point, as well as less than the clearance length beyond each doorway. The depth must be less than the width of each entry point.



Note: This guide is intended to assist you in your furniture selection. However, EQ3 is not able to guarantee that product will fit based on the information provided above. For additional assistance, please ask an EQ3 Sales Associate or call EQ3's Customer Service team toll free at 1.888.988.2014