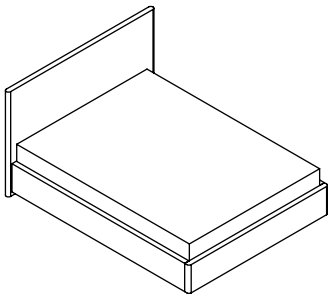


MOON



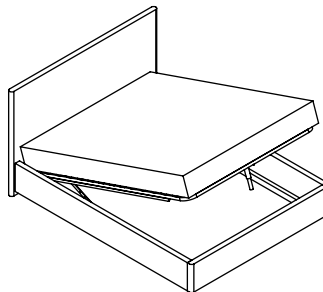
FIXE



GRAND
67.5" L x 83.5" P x 41.8" H
2099 \$

TRES GRAND
85.5" W x 83.5" D x 41.8" H
2299 \$

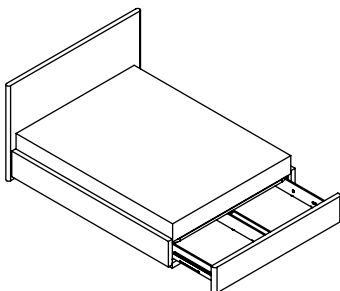
MECANISME DE LEVAGE



GRAND
67.5" W x 83.5" D x 41.8" H
2499 \$

TRES GRAND
85.5" W x 83.5" D x 41.8" H
2699 \$

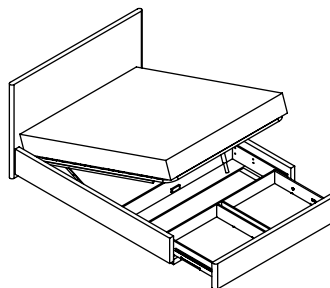
TIROIR DE RANGEMENT AU PIED DE LIT



GRAND
67.5" W x 83.5" D x 41.8" H
3099 \$

TRES GRAND
85.5" W x 83.5" D x 41.8" H
3399 \$

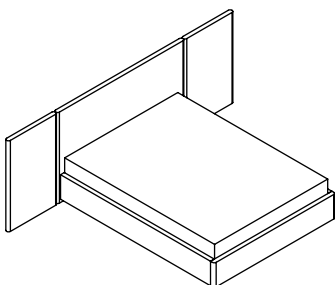
MÉCANISME DE LEVAGE + TIROIR



GRAND
67.5" W x 83.5" D x 41.8" H
3499 \$

TRES GRAND
83.5" W x 83.5" D x 41.8" H
3799 \$

PANNEAUX D'EXTENSION



STANDARD
Pour utilisation sans tables de nuit flottantes
26" W x 2" D x 41.8" H

POUR TABLES DE NUITS FLOTTANTES
Pré-percé pour tables de nuit flottantes
26" W x 2" D x 41.8" H

Chêne fumé 500 \$

OPTIONS DE LATTES



Bois*
+\$



Métal
+\$



De luxe
+\$\$

* Non compatibles avec le mécanisme de levage

OPTIONS



Chêne
fumé